



Lotus
Collection


Stance
BEHAVIORAL HEALTH

Improving Lives by Design

It's not just a tagline; it's our mission. Stance designs comfortable, beautiful, and durable furniture that sets a higher standard for the healthcare experience – one that encourages comfort and healing. Our award-winning products are thoughtfully designed with patients, visitors, and care providers in mind.

Stance





Lotus

A resilient flower that thrives even in the harshest conditions. It serves as a powerful symbol of renewal with their reawakening each morning and represents the ability to overcome adversity and emerge from darkness into beauty amidst life's challenges.

Award-winning Design

Made from recycled material, the Lotus collection includes highly durable beds, desks, tables and shelves in a wood grain inspired finish. The double-wall bed construction, proprietary joinery system, and ligature-resistant features are intentionally designed for Behavioral Health spaces.





Product Highlights

1. 100% Recyclable material that will not splinter, crack, chip or peel
2. Ligature resistant features
3. Wardrobe top is sloped to prevent concealment
4. Platform bed features double-wall construction for enhanced durability
5. Concealed metal joinery system
6. Patented sustainable HDPE panels with simulated wood grain
7. Seamless edge
8. Can be bolted to floor or wall
9. Resilient against harsh cleaners and easy to clean surfaces
10. Behavioral Health mattress available

Statement of Line



SLC124

24" Bedside Table, 2 open fixed shelves

W 19 D 18 H 23.5



SLC130

30" Bedside Table, 3 open fixed shelves

W 19 D 18 H 29.5



SLC330

Single Wardrobe, 2 open fixed shelves, j-bar

W 23.75 D 23.5 H 73.5



SLC340

Single Wardrobe, 5 open fixed shelves

W 23.75 D 23.5 H 73.5



SLC410-L

Desk, open shelves

W 43 D 18 H 30.25



SLC410-R

Desk, open shelves

W 43 D 18 H 30.25



SLC500

Platform Bed

W 38.25 D 82 H 15



SLC550

Platform Bed, rounded corners

W 38.25 D 82 H 17.75



SLC600

Double Platform Bed

W 56.25 D 82 H 15



SLC650

Double Platform Bed, rounded corners

W 56.25 D 82 H 17.75



SF36805

Mattress

W 80 D 36 H 5



SF36805-PW

Mattress, built-in pillow

W 80 D 36 H 5



SF54805

Mattress


W 80 D 54 H 5



SF54805-PW

Mattress, built-in pillow

W 80 D 54 H 5



Impervious to water
and will not splinter,
crack, chip or peel

Providing Warmth and Comfort

High Density Polyethylene (HDPE) with simulated wood grain appearance in 4 color options:



Birchwood



Coastal Gray



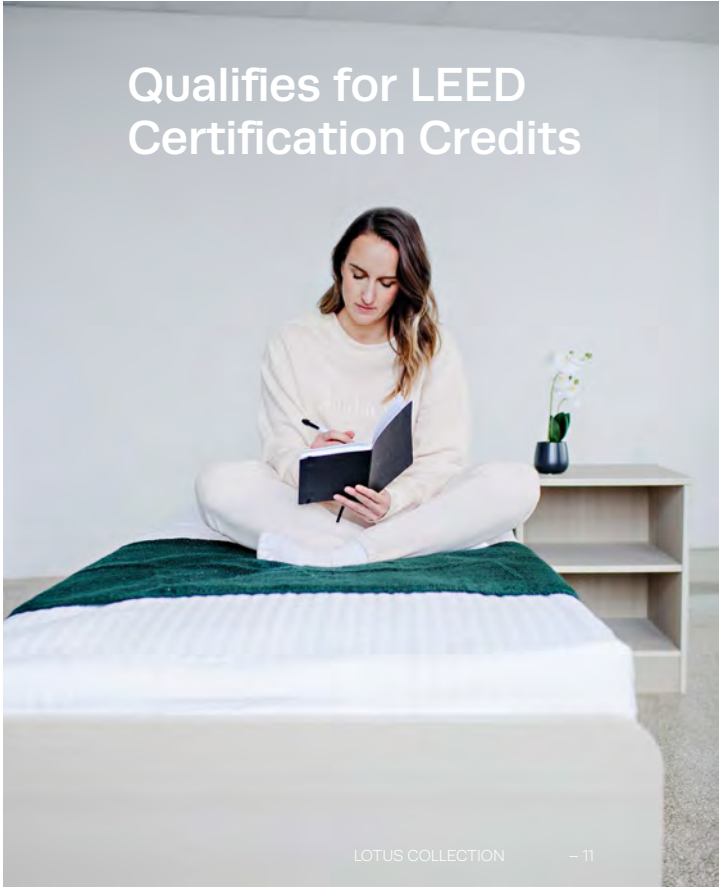
Brazilian Walnut



Driftwood Gray

Sustainability Story

Lotus is crafted with a commitment to eco-friendliness, utilizing recyclable materials that reduce the strain on our planet's resources. The use of recycled plastic boards, primarily post-consumer HDPE plastic from items like milk jugs and laundry detergent bottles, minimizes waste and promotes a circular economy by repurposing materials that would otherwise end up in landfills. Lotus aligns with industry environmental certifications and standards, and complies with USGBC LEED requirements, meeting the criteria for materials originating from post-consumer waste.



Qualifies for LEED
Certification Credits



Meet the Designer

Cesar Fernandes

Under the visionary design leadership of Cesar Fernandes, the Lotus Case Goods collection represents a significant leap in behavioral health furniture. Designed around two critical features in healthcare design – durability and aesthetics, the collection also includes an innovative approach including a concealed joinery system to prioritize safety and the use of high-density polyethylene that gives the entire series a wood-like appearance. Cesar has over 2 decades in furniture design and this collection shows the innovation him and the Stance development team bring to the healthcare market. Lotus is the epitome of Cesar's work in finding beauty in simplicity while balancing functionality for its users and supporting the key needs of facilities.

“We designed Lotus around how to improve Behavioral Health environments, resulting in a collection that adds a touch of warmth, comfort and safety for patients, visitors, and care providers.”

Cesar Fernandes, Design and Development Manager





Watch the video
to learn more!



Head Office
45 Goodrich Drive,
Kitchener ON, N2C 0B8

T +1 877 395 2623
F +1 877 395 6270
E sales@stancehealthcare.com

For full product offering,
visit our website:
[stancehealthcare.com](https://www.stancehealthcare.com)

